

**ATIVIDADE PARA ESTUDO DOMICILIAR**  
16ª SEMANA: 06/07/2020 a 10/07/2020  
**2º trimestre/2020**

<b>Professor: Gislene Castilhos (Teacher Gis!)</b>	<b>Componente curricular: LEM/Inglês</b>	
<b>Nível de ensino: 6º ANO</b>	<b>Turma:</b>	<b>Data:</b>
<b>Nome:</b>		

**HABILIDADES**

- Inferir pronome demonstrativo.

**ROTINA DE ESTUDOS:**

- Ler o texto explicativo com atenção.
  - TAREFA 1: Escrever o pronome demonstrativo correto para cada frase.
  - TAREFA 2: Complete com o pronome demonstrativo adequado.
- CONTINUEM LIGADOS QUANTO A ENTREGA DAS TAREFAS AVALIATIVAS.**

**AULA ON-LINE: 3ª FEIRA (07/07/2020) DAS 8:00 ÀS 9:00**

**LINK: [meet.google.com/sfd-qsfq-rxz](https://meet.google.com/sfd-qsfq-rxz)**

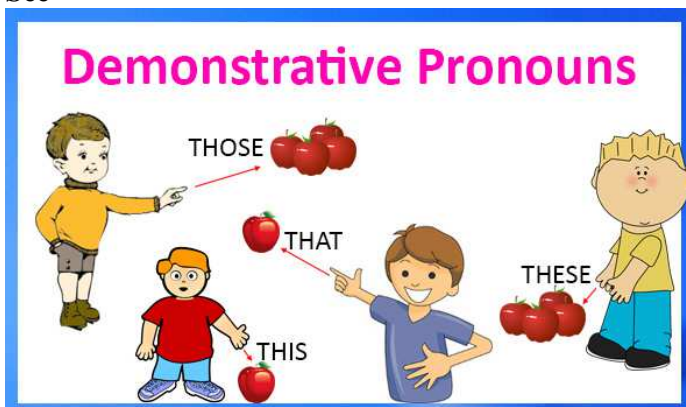
Students, esta semana daremos início ao estudo dos **pronomes demonstrativos**.

Os **pronomes demonstrativos** são usados no lugar de substantivos para indicar distancia de tempo e espaço em relação ao falante. Eles também indicam o número gramatical: singular ou plural. Em língua inglesa existem 4 pronomes demonstrativos: THIS/THAT/THESE/THOSE.

**Observe:**

	<b>SINGULAR</b>	<b>PLURAL</b>	
<b>PERTO</b>	this	these	este/estes
<b>LONGE</b>	that	those	Aquele/aqueles

See

















# this these that those

Make questions and answer them. Look at the examples below:

## Useful vocabulary

cake      bee      sock      hat      flower  
apple      airplane      cat      car      girl

- What is this? This is a cupcake → 
- What are these? These are cupcakes → 
- What is that? That is a monster → 
- What are those? Those are monsters → 

1. \_\_\_\_\_ ? → 
2. \_\_\_\_\_ ? → 
3. \_\_\_\_\_ ? → 
4. \_\_\_\_\_ ? → 
5. \_\_\_\_\_ ? → 
6. \_\_\_\_\_ ? → 
7. \_\_\_\_\_ ? → 
8. \_\_\_\_\_ ? → 
9. \_\_\_\_\_ ? → 
10. \_\_\_\_\_ ? → 

## Demonstrative pronouns

### Exercises

#### A. Use `this´ or `these´ - "those" or "th

1. Is \_\_\_\_\_ my drink?
2. \_\_\_\_\_ aren't my trainers.(near)
3. Is \_\_\_\_\_ an interesting museum.
4. \_\_\_\_\_ are new bikes.
5. \_\_\_\_\_ is my house.(near)
6. \_\_\_\_\_ is a hill.
7. \_\_\_\_\_ are donkeys.
8. What is \_\_\_\_\_?
10. Hi, Jane! \_\_\_\_\_ is Michael.(near)
11. \_\_\_\_\_ James' bike.
12. \_\_\_\_\_ are his children.
13. \_\_\_\_\_ are his sister's children.
14. \_\_\_\_\_ is Pete.
15. \_\_\_\_\_ is my restaurant.
16. \_\_\_\_\_ are my jewels.(near)
17. \_\_\_\_\_ is the church of my town.
18. \_\_\_\_\_ are my father's book.(near)
19. \_\_\_\_\_ is Ajax's stadium.

Nice Job! Teacher Gis!